



Electrolux
PROFESSIONAL

Modular Cooking Range Line 900XP 6-Burner Gas Boiling Top, 10 kW

ITEM # _____

MODEL # _____

NAME # _____

SIS # _____

AIA # _____



391012 (E9GCGL6C0M)

6-Burner (10 kW each) gas
Boiling Top

Short Form Specification

Item No. _____

To be installed on open base installations, bridging supports or cantilever systems. High efficiency flower flame burners with continuous power regulation and optimized combustion. Flame failure device as standard on burners to protect against accidental extinguishing. Exterior panels of unit in stainless steel with Scotch Brite finish. Pan supports in heavy duty cast iron. Extra strength work top in heavy duty 2 mm stainless steel. Right-angled side edges to allow flush-fitting junction between units.

Main Features

- Unit to be mounted on open base cupboards, bridging supports or cantilever systems.
- The six 10 kW high efficiency burners are available in 100 mm diameter with continuous power regulation from 2.2 kW to 10 kW.
- Gas appliance supplied for use with natural or LPG gas, conversion jets supplied as standard.
- Large sized pan support in cast iron (stainless steel as option) with long center fins to allow the use of the largest down to the smallest pans.
- Burners with optimized combustion.
- Flame failure device on each burner protects against gas leakage when accidental extinguishing of the flame occurs.
- Protected pilot light.
- The special design of the control knob system guarantees against water infiltration.
- IPX5 water protection.
- Control knobs provide smooth, continuous rotation from min to max power level.
- Suitable for countertop installation.

Construction

- Unit is 930 mm deep to give a larger working surface area.
- All exterior panels in Stainless Steel with Scotch Brite finishing.
- AISI 304 stainless steel worktop, 2mm thick.
- Model has right-angled side edges to allow flush fitting joints between units, eliminating gaps and possible dirt traps.

Optional Accessories

- Junction sealing kit PNC 206086 ☐
- Draught diverter, 150 mm diameter PNC 206132 ☐
- Matching ring for flue condenser, 150 mm diameter PNC 206133 ☐
- Support for bridge type installation, 1200mm PNC 206139 ☐
- Support for bridge type installation, 1400mm PNC 206140 ☐
- Support for bridge type installation, 1600mm PNC 206141 ☐
- Single burner smooth plate for direct cooking - fits frontal burners only PNC 206171 ☐
- Single burner ribbed plate for direct cooking - fits frontal burners only PNC 206172 ☐
- Flue condenser for 1 module, 150 mm diameter PNC 206246 ☐

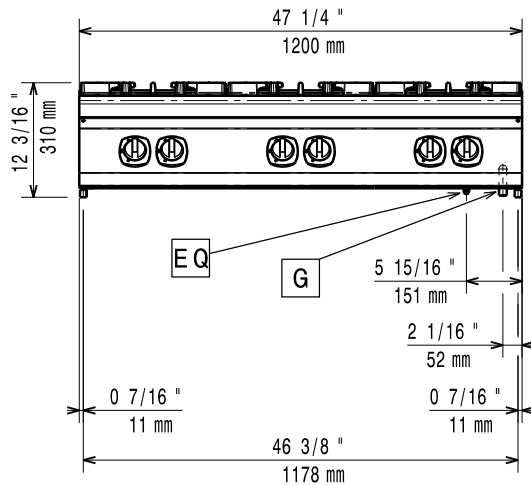
APPROVAL: _____



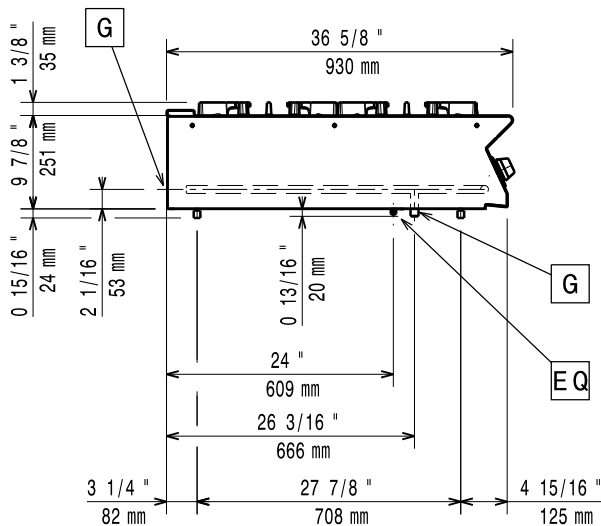
Experience the Excellence
www.electroluxprofessional.com

- Water column with swivel arm (water column extension not included) PNC 206289 ☐
- Water column extension for 900 line PNC 206290 ☐
- Stainless steel double grid for 2 burners PNC 206298 ☐
- Chimney upstand, 1200mm PNC 206306 ☐
- Back handrail 1200 mm PNC 206309 ☐
- Wok pan support for open burners (700/900) PNC 206363 ☐
- Kit town gas nozzles (G150) for 900 gas boiling top PNC 206384 ☐
- Kit G.25.3 (NI) gas nozzles for 900 top gas cookers PNC 206457 ☐
- Side handrail-right/left hand (900XP) PNC 216044 ☐
- Frontal handrail, 1200mm PNC 216049 ☐
- Frontal handrail, 1600mm PNC 216050 ☐
- Large handrail - portioning shelf, 400mm PNC 216185 ☐
- Large handrail - portioning shelf, 800mm PNC 216186 ☐
- 2 side covering panels for top appliances PNC 216278 ☐
- Non-stick wok pan, design in line with wok cuvette PNC 911003 ☐
- Pressure regulator for gas units PNC 927225 ☐

Front

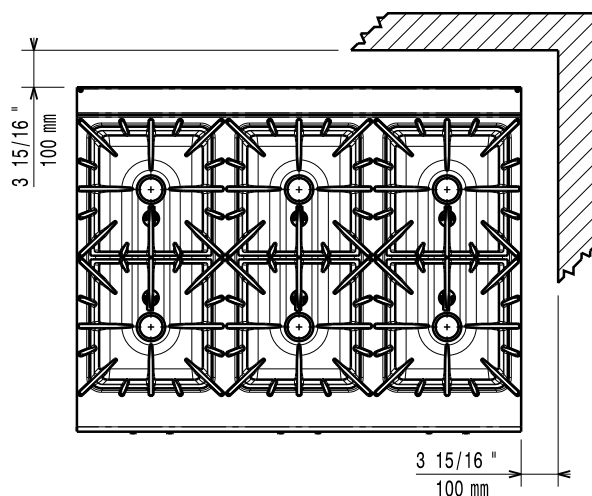


Side



G = Gas connection

Top



Gas

Gas Power:

391012 (E9GCGL6C0M)

60 kW

Standard gas delivery:

Natural Gas G20 (20mbar)

Gas Type Option:

LPG; Natural Gas

Gas Inlet:

1/2"

Key Information:

Front Burners Power:

ISO 9001; ISO 14001 - ISO 9001; ISO 14001 kW

Back Burners Power:

10 - 10 kW

Middle Burners Power:

10 - 0/10 - 0 kW

Back Burners Dimension - mm

Ø 100 Ø 100

Front Burners Dimension - mm

Ø 100 Ø 100

Middle Burners Dimension - mm

Ø 100 Ø 100

External dimensions, Width:

1200 mm

External dimensions, Depth:

930 mm

External dimensions, Height:

250 mm

Net weight:

110 kg

Shipping weight:

101 kg

Shipping height:

530 mm

Shipping width:

1020 mm

Shipping depth:

1270 mm

Shipping volume:

0.69 m³

If appliance is set up or next to or against temperature sensitive furniture or similar, a safety gap of approximately 150 mm should be maintained or some form of heat insulation fitted.

Certification group:

N9CG